

Scaled data based on original data using
LM-79-08 Approved Method: Electrical and Photometric Measurements of Solid-
State Lighting Products

Test Report Prepared for
Cooper Lighting Solutions
(formerly Eaton)

Brand: McGRAW-EDISON

Report Number: P199930

Luminaire Tested: **GWC-AF-02-LED-E1-AFL-7030-1200-HSS**

Issue Date: 3/3/2020

Test Information

Test Method: LM-79-08
Report Number: P199930
TEST IS SCALED FROM IESNA LM-79-08 TEST DATA (P24297)
Test Lab: INNOVATION CENTER P2
Issue Date: 3/3/2020
Manufacturer: COOPER LIGHTING SOLUTIONS (FORMERLY EATON)
Product Line: MCGRAW-EDISON
Catalog Number: GWC-AF-02-LED-E1-AFL-7030-1200-HSS
Description: GALLEON WALL LUMINAIRE
(2) 70 CRI, 3000K, 1200mA LIGHTSQUARES WITH 16 LEDS EACH AND AUTOMOTIVE FRONTLINE OPTICS WITH HOUSE SIDE SHIELD
Light Source: -
Ballast/Driver: ELECTRONIC DRIVER

Summary

Lumens per Lamp: N/A
Luminaire Lumens: 10606.5 lumens
Efficiency: N/A
Efficacy: 82.2 lumens/watt
Luminous Opening: Rectangular (W 1' x L: 0.5' x H: 0')
IES Classification: Type II - Short - Full Cutoff
BUG Rating: B1 - U0 - G1

Input Watts (W): 129
Input Voltage (V): NR
Input Current (Ain): NR
Voltage Rise (V): NR
Power Factor: NR
Total Harmonic Distortion (THDi): NR
Frequency (hertz): 60
Stabilization Time: NR
Operation Time: NR
Ambient Temperature (°C): NR
Test Distance: 25 FT

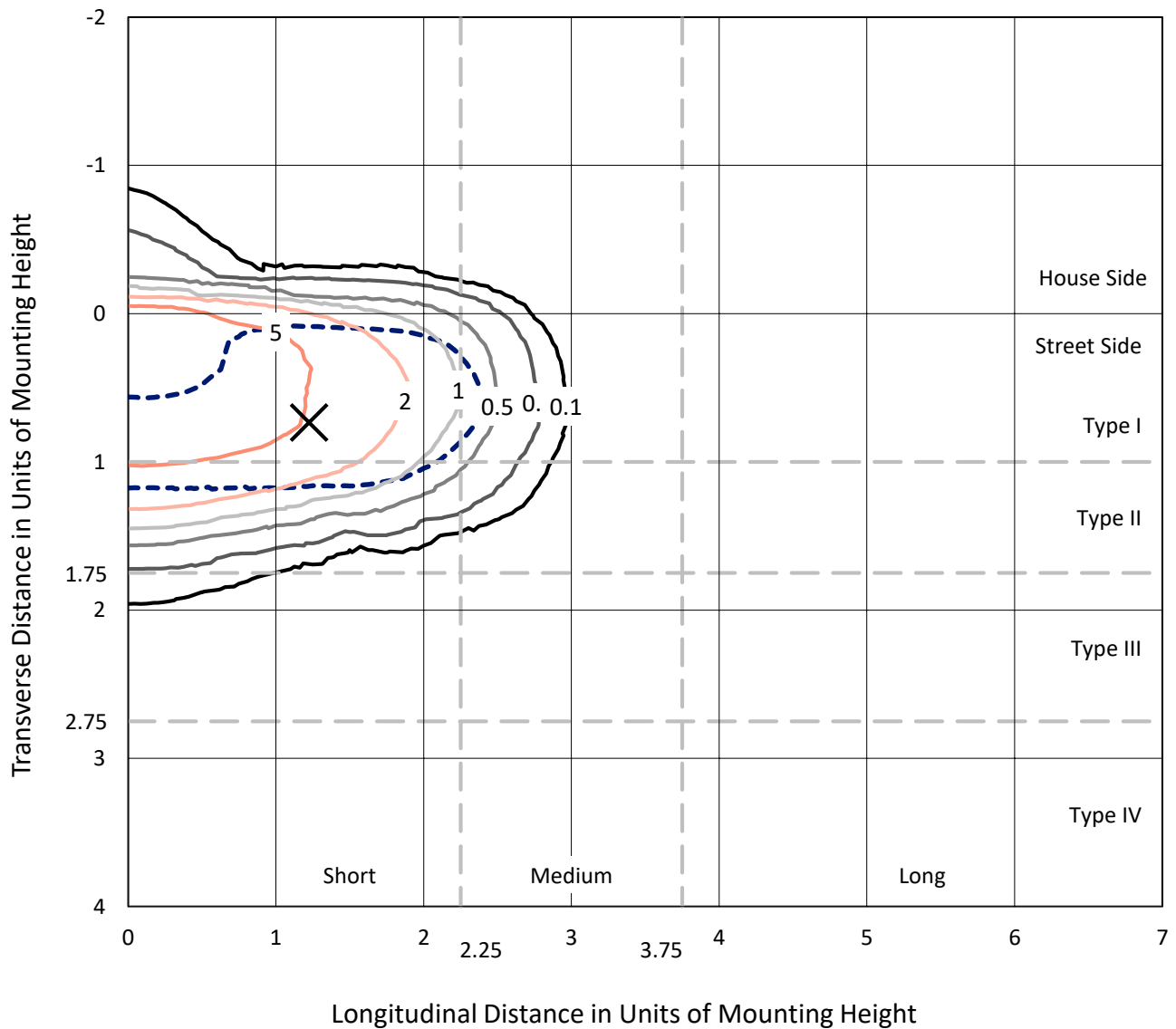


REPORT NUMBER: P199930

CATALOG NUMBER: GWC-AF-02-LED-E1-AFL-7030-1200-HSS

Iso-Footcandle Lines of Horizontal Illumination

✕ Max cd
 - - - 1/2 Max cd

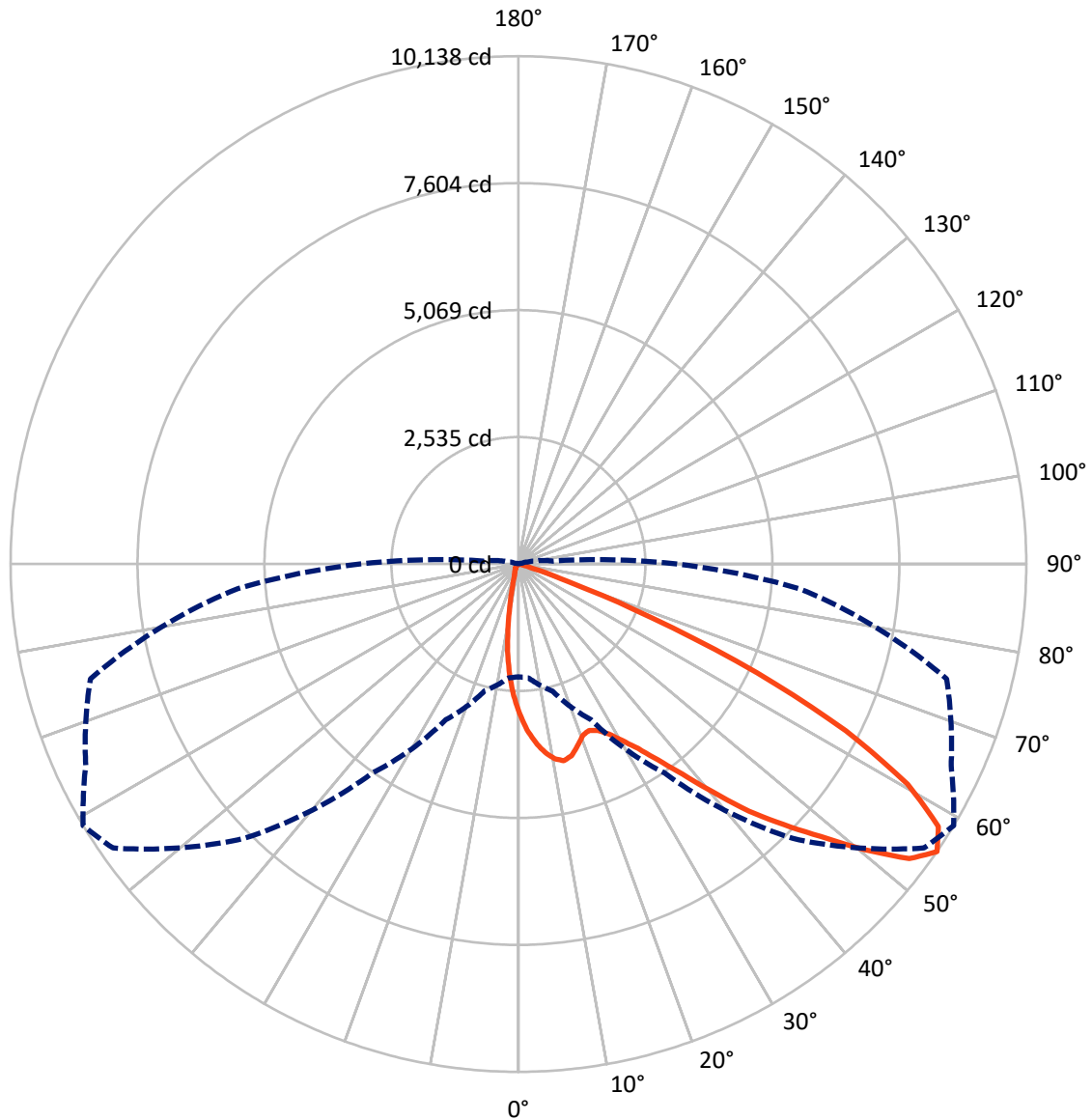


Based on 20 foot mounting height. Maximum calculated value = 9.3 fc
 Type II - Short - Full Cutoff

REPORT NUMBER: P199930

CATALOG NUMBER: GWC-AF-02-LED-E1-AFL-7030-1200-HSS

Luminous Intensity Polar Plot



— Vertical Plane Through 59-Deg Lateral - - - Horizontal Cone Through 55-Deg Vertical

REPORT NUMBER: P199930

CATALOG NUMBER: GWC-AF-02-LED-E1-AFL-7030-1200-HSS

FLUX DISTRIBUTION:

		Downward	Upward	Total
House Side	Lumens	592.4	0.0	592.4
	% Fixture	5.6	0.0	5.6
Street Side	Lumens	10014.0	0.0	10014.0
	% Fixture	94.4	0.0	94.4
Total	Lumens	10606.5	0.0	10606.5
	% Fixture	100.0	0.0	100.0

ZONAL LUMENS:

Zone	Lumens	% Fixture
0°-10°	250.1	2.4
10°-20°	598.8	5.6
20°-30°	1018.9	9.6
30°-40°	1752.2	16.5
40°-50°	2705.3	25.5
50°-60°	2719.7	25.6
60°-70°	1394.6	13.1
70°-80°	151.1	1.4
80°-90°	15.8	0.1
90°-100°	0.0	0.0
100°-110°	0.0	0.0
110°-120°	0.0	0.0
120°-130°	0.0	0.0
130°-140°	0.0	0.0
140°-150°	0.0	0.0
150°-160°	0.0	0.0
160°-170°	0.0	0.0
170°-180°	0.0	0.0
0°-90°	10606.5	100.0
0°-180°	10606.5	100.0

Coefficient of Utilization



REPORT NUMBER: P199930

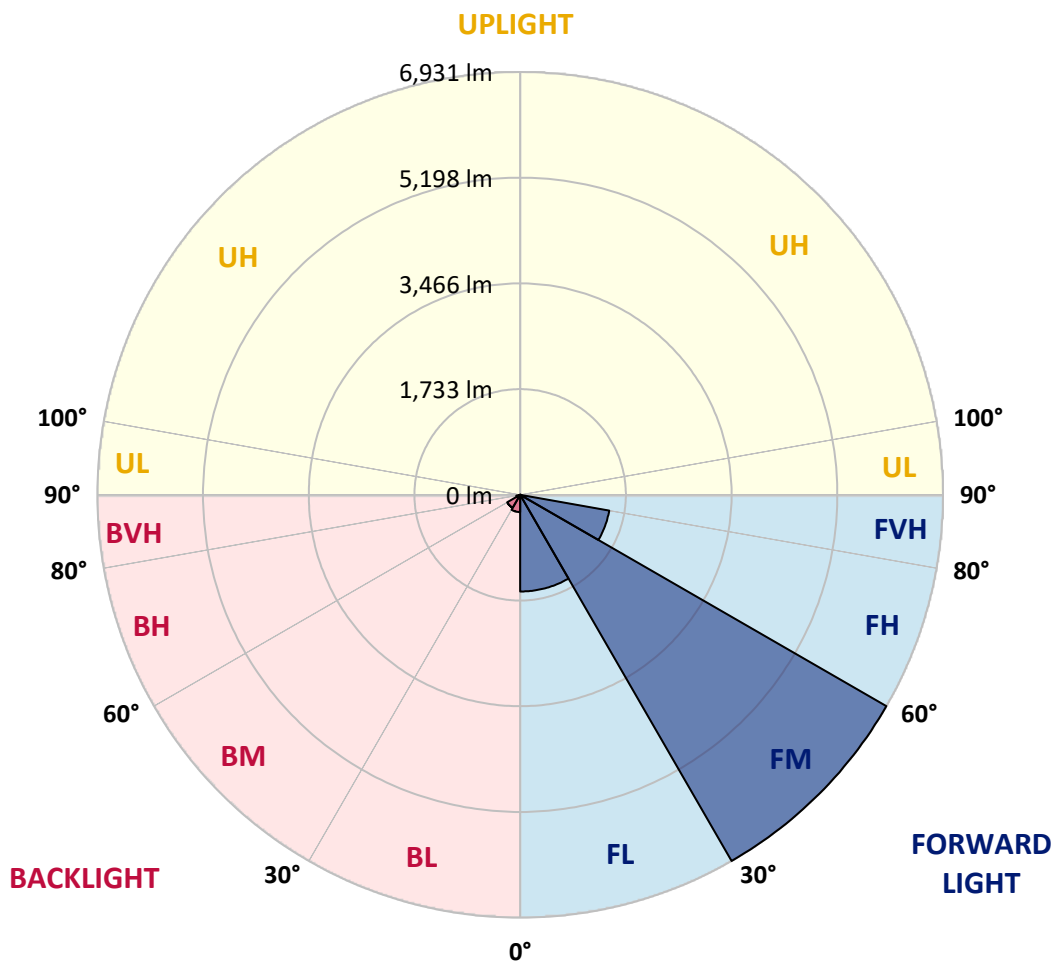
CATALOG NUMBER: GWC-AF-02-LED-E1-AFL-7030-1200-HSS

LUMINAIRE CLASSIFICATION SYSTEM LUMEN TABLE AND BUG RATING:

Zone		Lumens	% Fixture	Zone Rating/Lumen Limit		
				B	U	G
FL	(0°-30°)	1585.0	14.9			
FM	(30°-60°)	6931.3	65.3			
FH	(60°-80°)	1482.3	14.0			G1/1800
FVH	(80°-90°)	15.5	0.1			G1/100
BL	(0°-30°)	282.8	2.7	B1/500		
BM	(30°-60°)	245.9	2.3	B1/1000		
BH	(60°-80°)	63.5	0.6	B0/110		G0/110
BVH	(80°-90°)	0.3	0.0			G0/10
UL	(90°-100°)	0.0	0.0		U0/0	
UH	(100°-180°)	0.0	0.0		U0/0	

BUG Rating: B1-U0-G1

Type II Short





REPORT NUMBER: P199930

CATALOG NUMBER: GWC-AF-02-LED-E1-AFL-7030-1200-HSS

CANDELA DISTRIBUTION (FULL):

	0°	5°	15°	25°	35°	45°	55°	59°	65°	75°	85°
0°	2985.7	2985.7	2985.7	2985.7	2985.7	2985.7	2985.7	2985.7	2985.7	2985.7	2985.7
2.5°	3532.7	3495.1	3484.0	3476.5	3442.0	3398.8	3339.9	3312.4	3256.1	3165.3	3053.9
5°	3856.4	3849.5	3824.5	3810.7	3773.8	3712.4	3618.4	3573.4	3484.0	3331.2	3131.6
7.5°	3714.9	3758.1	3792.6	3850.1	3922.7	3920.2	3841.3	3794.4	3694.3	3492.7	3217.9
10°	3168.4	3203.5	3259.8	3390.6	3657.3	3892.7	3985.2	3951.5	3871.4	3641.0	3301.2
12.5°	3061.4	3057.7	3067.7	3105.9	3245.4	3581.0	3960.9	4029.1	4012.8	3776.9	3380.0
15°	3118.4	3114.0	3112.8	3125.9	3159.7	3301.2	3777.5	3973.4	4099.2	3902.6	3447.0
17.5°	3278.0	3259.2	3249.2	3238.5	3228.6	3263.6	3557.1	3817.6	4112.3	4012.8	3502.7
20°	3551.5	3520.3	3483.3	3423.2	3366.9	3349.4	3464.5	3657.3	4065.4	4096.7	3539.0
22.5°	3895.1	3855.1	3791.3	3681.7	3567.2	3500.8	3510.2	3606.6	3995.3	4188.1	3555.9
25°	4281.4	4230.0	4145.0	3992.8	3824.5	3706.7	3645.4	3679.2	3963.4	4295.1	3575.3
27.5°	4695.1	4638.2	4526.7	4319.5	4128.6	3969.7	3844.4	3840.0	4017.9	4435.4	3606.6
30°	5105.1	5096.4	4951.2	4732.0	4479.1	4285.8	4105.4	4082.3	4170.0	4629.4	3668.6
32.5°	5652.1	5586.5	5408.7	5183.4	4891.7	4659.4	4446.0	4392.1	4403.4	4855.4	3764.3
35°	6341.9	6269.9	6019.5	5708.5	5382.4	5108.2	4872.2	4799.0	4771.5	5225.3	3925.8
37.5°	6787.6	6786.3	6629.2	6312.5	5962.6	5660.3	5403.7	5317.8	5262.2	5672.2	4176.2
40°	6799.4	6828.9	6849.6	6846.5	6597.3	6318.8	6091.0	5985.2	5855.5	6269.3	4499.8
42.5°	6434.6	6510.3	6692.4	7001.7	7149.4	7038.6	6846.5	6742.5	6549.7	6908.3	4894.1
45°	5941.3	5993.9	6312.5	6882.1	7448.6	7752.1	7605.6	7419.8	7165.7	7575.0	5247.8
47.5°	5720.4	5729.8	5935.7	6561.0	7471.2	8336.7	8425.7	8123.3	7725.3	8112.1	5524.5
50°	5060.1	5076.9	5361.1	6004.5	7206.9	8612.8	9249.4	8962.7	8335.5	8525.8	5625.2
52.5°	3813.8	3837.6	4198.1	5090.0	6480.9	8495.2	9838.9	9769.6	9004.0	8727.9	5630.8
55°	2250.2	2281.5	2625.8	3426.3	5097.6	7746.5	9882.8	10138.2	9531.7	8847.5	5622.1
57.5°	1051.0	1072.9	1270.0	1765.1	3170.3	6122.2	9223.1	9885.3	9822.7	8910.7	5684.1
60°	558.3	564.6	612.1	764.3	1432.7	3882.0	7935.6	8926.4	9557.3	8998.4	5759.8
62.5°	426.8	428.8	426.3	444.5	602.1	1723.1	5998.3	7338.4	8488.8	8932.6	5675.9
65°	369.9	373.0	355.5	351.1	386.2	614.7	3563.5	5230.8	6670.5	8045.7	5104.4
67.5°	331.8	333.0	311.7	293.5	299.8	332.3	1405.9	2863.6	4415.3	5897.5	3699.9
70°	305.5	304.2	281.1	252.3	244.1	227.2	446.9	1049.7	2110.0	2990.7	1720.7
72.5°	270.5	271.0	259.7	222.2	202.8	159.0	207.2	306.1	629.7	815.0	403.1
75°	239.7	236.6	222.9	199.0	167.1	104.5	102.7	136.4	194.1	192.8	87.0
77.5°	173.4	170.2	174.6	163.4	128.4	67.6	51.3	65.7	78.8	76.4	24.4
80°	127.1	125.2	112.7	135.9	113.3	46.3	31.9	35.0	40.7	34.5	7.5
82.5°	87.0	86.4	79.5	75.1	64.4	28.1	20.0	21.9	26.3	19.4	3.8
85°	13.7	15.7	57.6	45.6	38.1	12.6	13.7	15.0	17.5	10.6	1.3
87.5°	0.0	0.0	27.0	23.7	7.5	5.0	8.2	8.8	8.8	5.6	0.0
90°	0.0	0.0	0.0	0.0	0.0	0.0	0.0	0.0	0.0	0.0	0.0



REPORT NUMBER: P199930

CATALOG NUMBER: GWC-AF-02-LED-E1-AFL-7030-1200-HSS

CANDELA DISTRIBUTION (continued):

	90°	95°	105°	115°	125°	135°	145°	155°	165°	175°	180°
0°	2985.7	2985.7	2985.7	2985.7	2985.7	2985.7	2985.7	2985.7	2985.7	2985.7	2985.7
2.5°	2997.0	2934.4	2818.6	2699.0	2588.2	2456.2	2365.4	2297.1	2218.3	2197.0	2243.3
5°	3017.6	2899.4	2650.2	2379.2	2124.4	1842.1	1626.1	1455.3	1300.7	1248.1	1295.7
7.5°	3050.2	2874.2	2468.0	2021.7	1578.6	1138.0	836.3	637.8	511.4	473.9	493.9
10°	3082.7	2837.9	2257.1	1598.7	992.8	553.9	360.6	288.0	261.0	255.4	258.5
12.5°	3109.7	2789.2	1999.8	1136.7	530.8	296.7	236.0	224.1	220.3	220.3	221.6
15°	3125.9	2715.3	1695.0	723.0	305.5	224.1	205.9	202.1	202.1	202.8	204.1
17.5°	3124.1	2621.4	1361.4	437.6	228.5	198.4	187.7	184.6	184.0	185.3	185.9
20°	3100.9	2498.7	1026.5	288.6	199.0	180.9	170.2	164.7	164.0	165.2	166.5
22.5°	3057.0	2347.3	734.2	222.2	179.7	164.0	150.8	145.9	145.9	147.0	148.3
25°	3003.9	2162.0	502.0	188.4	162.1	145.9	133.3	128.9	130.2	133.3	133.9
27.5°	2937.5	1953.5	341.1	161.5	140.8	127.7	118.3	115.1	118.3	122.7	123.9
30°	2880.6	1736.3	243.5	139.6	119.5	110.2	104.5	104.5	108.9	117.1	118.9
32.5°	2836.7	1526.0	187.7	123.3	103.9	95.8	92.6	95.8	102.7	110.7	112.7
35°	2831.0	1352.6	159.0	110.2	92.6	84.5	83.2	88.9	95.8	102.0	103.3
37.5°	2874.2	1192.4	143.4	99.6	82.6	75.1	73.9	80.8	87.6	95.2	97.0
40°	2956.3	1066.6	132.1	89.5	74.4	66.4	63.8	68.8	78.2	88.3	90.8
42.5°	3062.7	962.7	119.5	79.5	66.4	55.1	52.0	57.6	67.6	78.2	81.4
45°	3164.1	873.2	105.8	68.2	55.7	42.5	41.4	48.9	53.8	64.4	67.0
47.5°	3219.8	794.3	93.9	55.7	43.2	34.5	34.5	36.3	41.4	53.8	56.3
50°	3201.0	731.1	81.4	41.4	30.1	26.3	26.3	25.7	33.2	43.2	45.1
52.5°	3163.5	694.8	70.1	31.9	20.6	18.8	16.9	18.8	23.2	27.5	28.1
55°	3157.8	688.5	58.9	25.7	14.4	12.6	9.3	9.3	9.3	8.8	7.5
57.5°	3201.6	698.6	49.4	20.6	10.6	8.2	5.0	0.0	0.0	0.0	0.0
60°	3246.7	709.2	42.5	14.4	7.5	4.4	0.6	0.0	0.0	0.0	0.0
62.5°	3171.6	685.4	35.7	8.8	5.6	1.8	0.0	0.0	0.0	0.0	0.0
65°	2786.0	583.3	28.1	6.2	3.8	0.0	0.0	0.0	0.0	0.0	0.0
67.5°	1981.7	390.5	18.8	3.8	0.6	0.0	0.0	0.0	0.0	0.0	0.0
70°	904.5	163.4	11.9	1.3	0.0	0.0	0.0	0.0	0.0	0.0	0.0
72.5°	193.4	50.7	8.2	0.0	0.0	0.0	0.0	0.0	0.0	0.0	0.0
75°	39.4	36.9	3.1	0.0	0.0	0.0	0.0	0.0	0.0	0.0	0.0
77.5°	12.6	58.2	0.0	0.0	0.0	0.0	0.0	0.0	0.0	0.0	0.0
80°	7.5	41.9	0.0	0.0	0.0	0.0	0.0	0.0	0.0	0.0	0.0
82.5°	1.3	6.2	0.0	0.0	0.0	0.0	0.0	0.0	0.0	0.0	0.0
85°	0.0	0.0	0.0	0.0	0.0	0.0	0.0	0.0	0.0	0.0	0.0
87.5°	0.0	0.0	0.0	0.0	0.0	0.0	0.0	0.0	0.0	0.0	0.0
90°	0.0	0.0	0.0	0.0	0.0	0.0	0.0	0.0	0.0	0.0	0.0

(END OF REPORT)